

SUSTAINABLE DEVELOPMENT GOALS



2030 Agenda for Sustainable Development

“... It is a plan of action for people, planet and prosperity. It also aims to strengthen universal peace within a broader concept of freedom. We recognize that the eradication of poverty in all its forms and dimensions, including extreme poverty, is the biggest challenge facing the world and is an indispensable requirement for sustainable development.

— Source: Transforming our world: the 2030 Agenda for Sustainable Development, August 12, 2015



1. Poverty



2. Hunger and food security



3. Health



4. Education



5. Gender equality and women's empowerment



6. Water and sanitation



7. Energy



8. Economic growth



9. Infrastructure, industrialization



10. Inequality



11. Cities



12. Sustainable consumption and production



13. Climate change



14. Oceans



15. Biodiversity, forests, desertification



16. Peace and justice



17. Partnerships

Preliminary

SUSTAINABLE DEVELOPMENT GOALS



2030 Agenda for Sustainable Development

“... It is a plan of action for people, planet and prosperity. It also aims to strengthen universal peace within a broader concept of freedom. We recognize that the eradication of poverty in all its forms and dimensions, including extreme poverty, is the biggest challenge facing the world and is an indispensable requirement for sustainable development.

— Source: Transforming our world: the 2030 Agenda for Sustainable Development, August 12, 2015



LIST



COVERAGE



INFORMATION

Geographical coverage



Estados Unidos Mexicanos

Aguascalientes

Baja California

Baja California Sur

Campeche

Coahuila de Zaragoza

Colima

Chiapas

Chihuahua

Ciudad de Mexico

Durango

Guanajuato

Guerrero

Hidalgo

Jalisco

Mexico

Michoacan de Ocampo

Morelos

Nayarit

Nuevo Leon

Oaxaca

Puebla

Queretaro

Quintana Roo

San Luis Potosi

Sinaloa

Sonora

Tabasco

Tamaulipas

Tlaxcala

Veracruz de Ignacio de la Llave

Yucatan

Yucatan

Preliminary

List of Indicators classified by Objective and Goals

Goal 3. Ensure healthy lives and promote well-being for all at all ages

Target 3.1. By 2030, reduce the global maternal mortality ratio to less than 70 per 100,000 live births...

3.1.1. Maternal mortality ratio

3.2.1. Proportion of births attended by skilled health personnel

Target 3.2. By 2030, end preventable deaths of newborns and children under 5 years of age, with all countries aiming to reduce neonatal mortality to at least as low as 12 per 1,000 live births and under-5 mortality to at least as low as 25 per 1,000 live births

3.2.1. Under-five mortality rate

3.2.1. Proportion of births attended by skilled health personnel

Target 3.3. By 2030, end the epidemics of AIDS, tuberculosis, malaria and neglected tropical diseases and combat hepatitis, water-borne diseases and other communicable disease

3.3.1. Number of new HIV infections per 1,000 uninfected population, by sex, age and key populations

3.3.2. Tuberculosis incidence per 1,000 population

3.3.3. Malaria incidence per 1,000 population

3.3.4. Hepatitis B incidence per 100,000 population

3.3.5. Number of people requiring interventions against neglected tropical diseases

6. Water and sanitation

7. Energy

8. Economic growth

9. Infrastructure, industrialization

15. Biodiversity, forests, desertification

16. Peace and Justice

17. Partnerships

SUSTAINABLE DEVELOPMENT GOALS



3. Ensure healthy lives and promote well-being for all at all ages > 3.1 By 2030, reduce the global maternal mortality ratio to less than 70 per 100,000 live births

3.1.1. Maternal mortality ratio



Indicator

(Deaths of women per 100 000 live births)

1990 - 2014

State 2014

Estados Unidos Mexicanos 38.9

Aguascalientes 22.1

Baja California 28.9

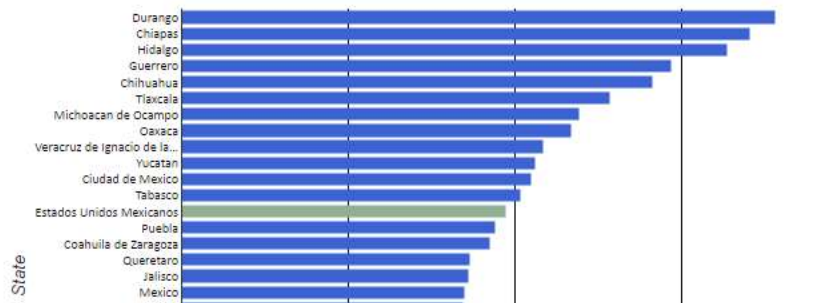
Baja California Sur 15.9

Campeche 18

Coahuila de Zaragoza 37

Colima 29.4

Graph



Preliminary

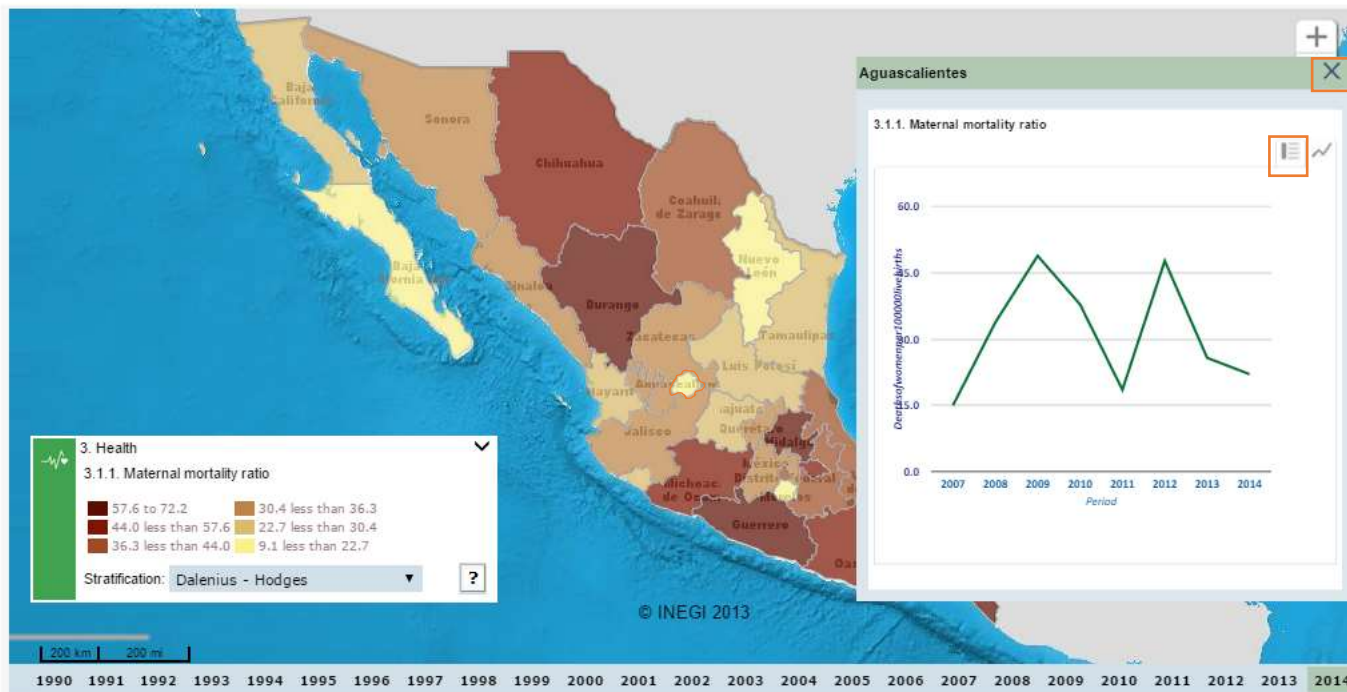


SUSTAINABLE DEVELOPMENT GOALS



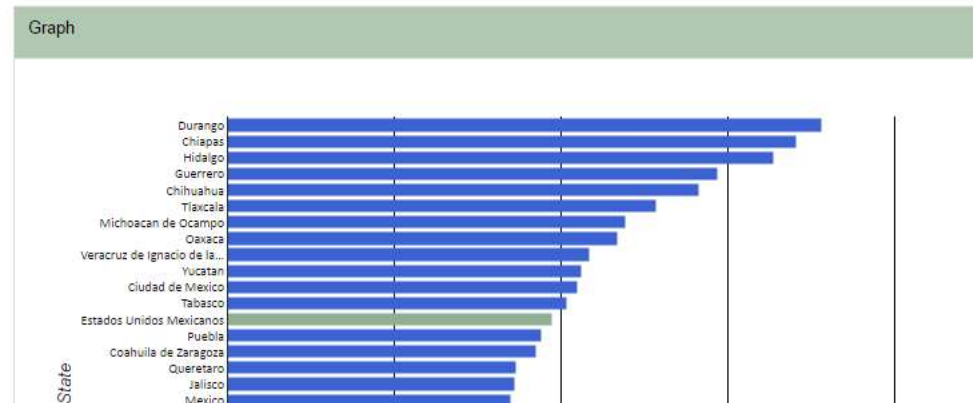
3. Ensure healthy lives and promote well-being for all at all ages > 3.1 By 2030, reduce the global maternal mortality ratio to less than 70 per 100,000 live births

3.1.1. Maternal mortality ratio



Preliminary

Indicator	
(Deaths of women per 100 000 live births) 1990 - 2014	
State	2014
Estados Unidos Mexicanos	38.9
Aguascalientes	22.1
Baja California	28.9
Baja California Sur	15.9
Campeche	18
Coahuila de Zaragoza	37
Colima	29.4



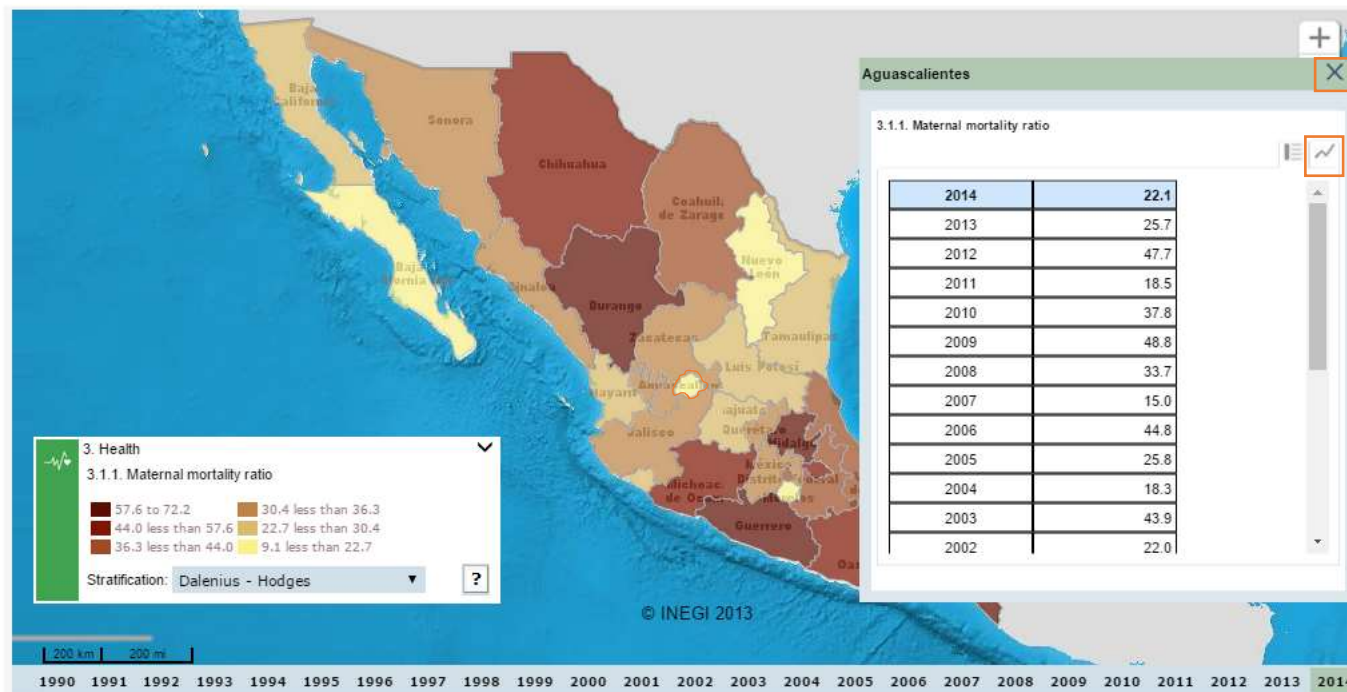


SUSTAINABLE DEVELOPMENT GOALS



3. Ensure healthy lives and promote well-being for all at all ages > 3.1 By 2030, reduce the global maternal mortality ratio to less than 70 per 100,000 live births

3.1.1. Maternal mortality ratio



Indicator

(Deaths of women per 100 000 live births)
1990 - 2014

State 2014

Estados Unidos Mexicanos 38.9

Aguascalientes 22.1

Baja California 28.9

Baja California Sur 15.9

Campeche 18

Coahuila de Zaragoza 37

Colima 29.4

Graph



Preliminary





SUSTAINABLE DEVELOPMENT GOALS



3. Ensure healthy lives and promote well-being for all at all ages > 3.1 By 2030, reduce the global maternal mortality ratio to less than 70 per 100,000 live births

3.1.1. Maternal mortality ratio



Indicator

(Deaths of women per 100 000 live births)

1990 - 2014

State **2014**

Estados Unidos Mexicanos **38.9**

Aguascalientes **22.1**

Baja California **28.9**

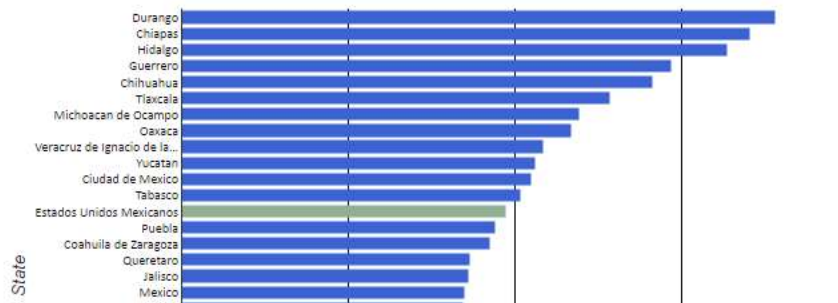
Baja California Sur **15.9**

Campeche **18**

Coahuila de Zaragoza **37**

Colima **29.4**

Graph



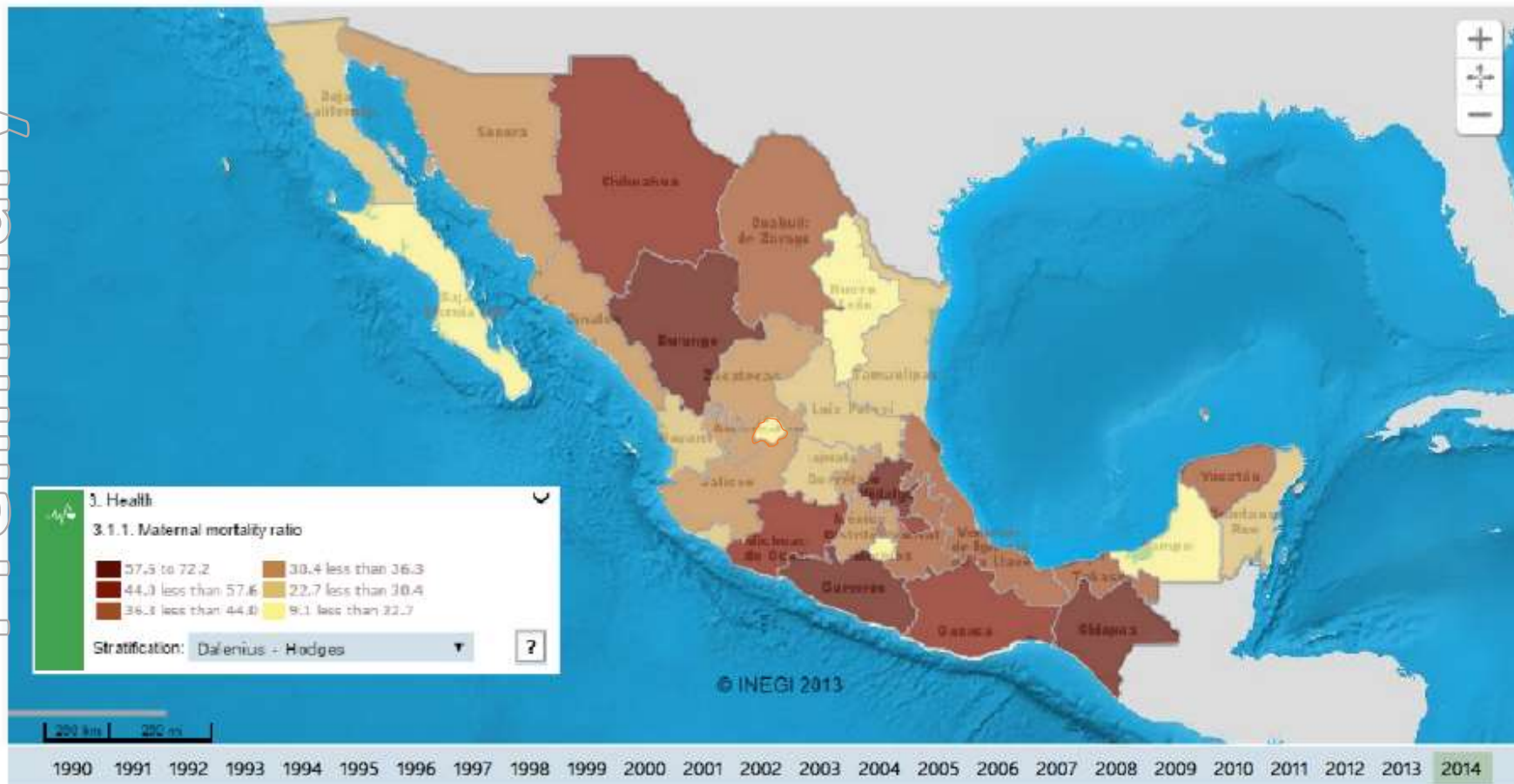
Preliminary

SUSTAINABLE DEVELOPMENT GOALS



3. Ensure healthy lives and promote well-being for all at all ages > 3.1 By 2030, reduce the global maternal mortality ratio to less than 70 per 100,000 live births.

3.1.1. Maternal mortality ratio



Preliminary

SUSTAINABLE DEVELOPMENT GOALS

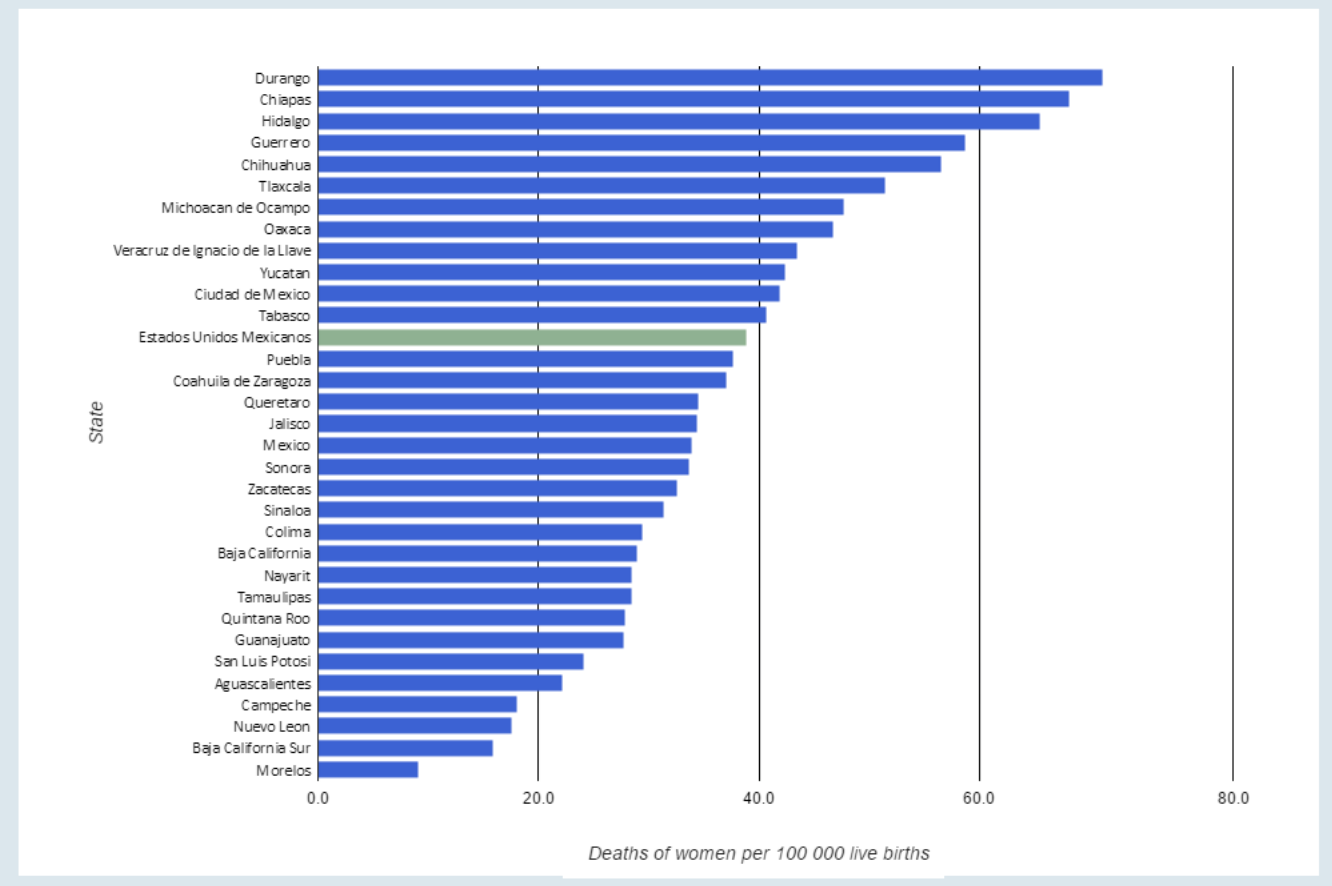


3. Ensure healthy lives and promote well-being for all at all ages > 3.1 By 2030, reduce the global maternal mortality ratio to less than 70 per 100,000 live births

3.1.1. Maternal mortality ratio



Graph



-
-
-
- IND
- MET
- SH
- DC

Preliminary



SUSTAINABLE DEVELOPMENT GOALS



3. Ensure healthy lives and promote well-being for all at all ages > 3.1 By 2030, reduce the global maternal mortality ratio to less than 70 per 100,000 live births

3.1.1. Maternal mortality ratio



Full metadata

Goal:	Ensure healthy lives and promote well-being for all at all ages
Target:	By 2030, reduce the global maternal mortality ratio to less than 70 per 100,000 live births
Name of indicator:	Maternal mortality ratio
Definition:	The number of women who die from any cause related to or aggravated by pregnancy or its management (excluding accidental or incidental causes) during pregnancy or within 42 days of termination of pregnancy, per 100,000 live births. Represents the obstetric risk.
Type of indicator:	Global
Algorithm for the calculation:	$IMM_t = \left(\frac{DM_t}{NV_t} \right) 100\,000$ <p>Meaning of the abbreviations:</p> <p>IMM_t: Index mortality ratio in year t, DM_t: Number of women who die during pregnancy or within 42 days of termination of pregnancy, registered in year t, by principal residence state of the deceased, and NV_t: Live births.</p>
Narrative description of calculation:	Is obtained by dividing the number of deaths of pregnant women, or within 42 days of termination of pregnancy registered in a given year by the number of live births in that year, multiplied by 100,000.
Unit of measure:	Deaths of women per 100 000 live births
Geographical coverage:	National and by state.
Time reference:	1990 -2014
Opportunity:	One year.
Periodicity:	Annual.
Source of statistical information used to calculate the indicator:	Ministry of Health (SS). Sistema Nacional de Información en Salud (SINAIS). Base de datos del Subsistema de información sobre nacimientos (SINAC)**. National Institute of Statistics and Geography (INEGI) and Ministry of Health (SS). Bases de datos de Mortalidad. National Population Council (CONAPO). Proyecciones de la población de México 2010-2050 y estimaciones 1990-2009. Abril de 2013*. http://www.conapo.qob.mx/es/CONAPO/Proyecciones .
Updated:	April 11th, 2016
Next updating:	November 2016
Ministry responsible for calculating the indicator:	Ministry of Health (SS). Directorate General on Health Information (DGIS).
Importance and purpose of the indicator:	The decline in maternal mortality is a huge challenge for the health system, its importance lies in its relationship with inequality, social and economic backwardness of the country. In the past decades, improving maternal health and reduce deaths especially has become a priority for the health sector with the implementation of various strategies such as Baby Friendly Hospital and Mother, the program Even Start in Life, pregnancy monitoring and the provision of food supplements to pregnant women and breast-feeding, through the Oportunidades Human Development program and Healthy Pregnancy strategy, through the Popular Health Insurance. The combat maternal mortality is not exclusive task of health services, so it is necessary to involve other stakeholders such as family, community and civil society organizations, in order to lay the foundations of a new culture of care health and thereby reduce the risks during pregnancy, childbirth and postpartum.
International and/or national reference:	World Health Organization (WHO). http://www.who.int/mediacentre/factsheets/fs348/en/index.html .
Observations:	<p>* The data for the period 1990-2001 are estimated maternal mortality ratios. For this period, the national estimate was based on several national and international studies on underreporting of maternal mortality, and data from the National Survey of Demographic Dynamics. The estimate for the states was calculated relative to the national estimate, taking into account the percentage distribution of maternal deaths observed, so that the data did not consider the underreporting heterogeneity between entities.</p> <p>However, since 2002, this indicator is calculated considering for the numerator the number of maternal deaths from 10 to 54 years occurred in the year by state of usual residence as vital statistics of deaths from INEGI / SS corresponding to the results of the "search Intentional and Reclassification of maternal deaths." From 2007 excludes deaths with residence abroad and from 2009 excludes maternal deaths out of time.</p> <p>** For 1990 - 2010, births (denominator) are estimated by CONAPO projections corresponding to the population of Mexico, 2010-2050 and 1990-2009 estimates based on the Census of Population and Housing 2010. This information is updated each time the CONAPO officially released new population projections prepared based on a census exercise and demographic balance.</p>





1. End poverty in all its forms everywhere

Target By 2030, eradicate extreme poverty for all people everywhere, currently measured as people living on less than \$1.25 a day

1.1.

1.1.1. Proportion of population below the international poverty line, by sex, age, employment status and geographical location (urban/rural) - Global **NE**

Target By 2030, reduce at least by half the proportion of men, women and children of all ages living in poverty in all its dimensions according to national definitions

1.2.

1.2.1. Proportion of population living below the national poverty line, by sex and age - Global **N**

1.2.2. Proportion of men, women and children of all ages living in poverty in all its dimensions according to national definitions - Global **N**

[See more](#)



2. End hunger, achieve food security and improved nutrition and promote sustainable agriculture

Target By 2030, end hunger and ensure access by all people, in particular the poor and people in vulnerable situations, including infants, to safe, nutritious and sufficient food all year round

2.1.

2.1.1. Prevalence of undernourishment - Global **N**

2.1.2. Prevalence of moderate or severe food insecurity in the population, based on the Food Insecurity Experience Scale (FIES) - Global **N**

Target By 2030, end all forms of malnutrition, including achieving, by 2025, the internationally agreed targets on stunting and wasting in children under 5 years of age, and address the nutritional needs of adolescent girls, pregnant and lactating women and older persons

2.2.

2.2.1. Prevalence of stunting (height for age <2 standard deviation from the median of the World Health Organization (WHO) Child Growth Standards) among children under 5 years of age - Global **N**

[See more](#)



3. Ensure healthy lives and promote well-being for all at all ages

Target By 2030, reduce the global maternal mortality ratio to less than 70 per 100,000 live births

3.1.

3.1.1. Maternal mortality ratio - Global **NE**

3.1.2. Proportion of births attended by skilled health personnel - Global **NE**

Target By 2030, end preventable deaths of newborns and children under 5 years of age, with all countries aiming to reduce neonatal mortality to at least as low as 12 per 1,000 live births and under-5 mortality to at least as low as 25 per 1,000 live births

3.2.

3.2.1. Under-five mortality rate - Global **NE**

[See more](#)



4. Ensure inclusive and quality education for all and promote lifelong learning

Target By 2030, ensure that all girls and boys complete free, equitable and quality primary and secondary education leading to relevant and effective learning outcomes

4.1

4.1.1. Proportion of children and young people: (a) in grades 2/3; (b) at the end of primary; and (c) at the end of lower secondary achieving at least a minimum proficiency level in (i) reading and (ii) mathematics, by sex - Global **N**

Target By 2030, ensure that all girls and boys have access to quality early childhood development, care and pre-primary education so that they are ready for primary education

4.2.

4.2.1. Proportion of children under 5 years of age who are developmentally on track in health, learning and psychosocial well-being, by sex - Global **N**

4.2.2. Participation rate in organized learning (one year before the official primary entry age), by sex - Global **N**

[See more](#)



5. Achieve gender equality and empower all women and girls



Indicador geographical coverage

State(s) selected(s): 

Aguascalientes		Municipality <input type="text" value="Select"/>		Selected indicators 10	
Indicators	Estados Unidos Mexicanos		Aguascalientes		Target Mexico
	Baseline	Most recent data	Baseline	Most recent data	
	1. End poverty in all its forms everywhere				
1.1. By 2030, eradicate extreme poverty for all people everywhere, currently measured as people living on less than \$1.25 a day					
1.1.1. Proportion of population below the international poverty line, by sex, age, employment status and geographical location (urban/rural) - Global ^{NE}	9.3 (1989)	3.7 (2014)	ND (1989)	2.4 (2014)	To be defined
	3. Ensure healthy lives and promote well-being for all at all ages				
3.1. By 2030, reduce the global maternal mortality ratio to less than 70 per 100,000 live births					
3.1.1. Maternal mortality ratio - Global ^{NE}	88.7 (1990)	38.9 (2014)	23.0 (1990)	22.1 (2014)	To be defined
3.1.2. Proportion of births attended by skilled health personnel - Global ^{NE}	76.7 (1990)	96.3 (2014)	91.5 (1990)	99.7 (2014)	To be defined
3.2. By 2030, end preventable deaths of newborns and children under 5 years of age, with all countries aiming to reduce neonatal mortality to at least as low as 12 per 1,000 live births and under-5 mortality to at least as low as 25 per 1,000 live births					
3.2.1. Under-five mortality rate - Global ^{NE}	41.0 (1990)	15.1 (2014)	33.3 (1990)	11.8 (2014)	To be defined
	6. Ensure access to water and sanitation for all				
6.1. By 2030, achieve universal and equitable access to safe and affordable drinking water for all					
6.1.1. Proportion of population with regular access to an improved drinking water source - Global ^{NE}	78.4 (1990)	95.3 (2015)	95.5 (1990)	99.7 (2015)	To be defined
	9. Build resilient infrastructure, promote sustainable industrialization and foster innovation				
9.c. Significantly increase access to information and communications technology and strive to provide universal and affordable access to the Internet in least developed countries by 2020					
9.c.1. Mobile cellular subscriptions per 100 inhabitants - Global ^{NE}	13.87 (2000)	84.61 (2014)	16.31 (2000)	75.94 (2014)	To be defined
	11. Make cities inclusive, safe, resilient and sustainable				
11.1. By 2030, ensure access for all to adequate, safe and affordable housing and basic services and upgrade slums					
11.1.1. Proportion of urban population living in slums - Global ^{NE}	35.68 (1992)	13.05 (2014)	ND (1992)	5.76 (2014)	To be defined

Note: In the consultation of each indicator you will find additional information accordingly.

ND Not available.

^{NE} National and breakdown by entity.



Bulk Export



Assort by:

 National and state disaggregation

 State and municipality disaggregation

Selected indicators

 Elements to be exported:
 Indicator
 Metadata
 Historical series

 Data for calculations


1. End poverty in all its forms everywhere

- Target** By 2030, eradicate extreme poverty for all people everywhere, currently measured as people living on less than \$1.25 a day
- 1.1. Proportion of population below the international poverty line, by sex, age, employment status and geographical location (urban/rural) - Global **NE**
- Target** By 2030, reduce at least by half the proportion of men, women and children of all ages living in poverty in all its dimensions according to national definitions
- 1.2. Proportion of population living below the national poverty line, by sex and age - Global **N**
- 1.2.2. Proportion of men, women and children of all ages living in poverty in all its dimensions according to national definitions - Global **N**

[See more](#)

2. End hunger, achieve food security and improved nutrition and promote sustainable agriculture

- Target round** 2.1. By 2030, end hunger and ensure access by all people, in particular the poor and people in vulnerable situations, including infants, to safe, nutritious and sufficient food all year round
- 2.1.1. Prevalence of undernourishment - Global **N**
- 2.1.2. Prevalence of moderate or severe food insecurity in the population, based on the Food Insecurity Experience Scale (FIES) - Global **N**
- Target** 2.2. By 2030, end all forms of malnutrition, including achieving, by 2025, the internationally agreed targets on stunting and wasting in children under 5 years of age, and address the nutritional needs of adolescent girls, pregnant and lactating women and older persons
- 2.2.1. Prevalence of stunting (height for age <2 standard deviation from the median of the World Health Organization (WHO) Child Growth Standards) among children under 5 years of age - Global **N**

[See more](#)

3. Ensure healthy lives and promote well-being for all at all ages

- Target** 3.1. By 2030, reduce the global maternal mortality ratio to less than 70 per 100,000 live births
- 3.1.1. Maternal mortality ratio - Global **NE**
- 3.1.2. Proportion of births attended by skilled health personnel - Global **NE**
- Target** 3.2. By 2030, end preventable deaths of newborns and children under 5 years of age, with all countries aiming to reduce neonatal mortality to at least as low as 12 per 1,000 live births and under-5 mortality to at least as low as 25 per 1,000 live births
- 3.2.1. Under-five mortality rate - Global **NE**

[See more](#)

4. Ensure inclusive and quality education for all and promote lifelong learning

- Target** 4.1. By 2030, ensure that all girls and boys complete free, equitable and quality primary and secondary education leading to relevant and effective learning outcomes
- 4.1.1. Proportion of children and young people: (a) in grades 2/3; (b) at the end of primary; and (c) at the end of lower secondary achieving at least a minimum proficiency level in (i) reading and (ii) mathematics, by sex - Global **N**
- Target** 4.2. By 2030, ensure that all girls and boys have access to quality early childhood development, care and pre-primary education so that they are ready for primary education
- 4.2.1. Proportion of children under 5 years of age who are developmentally on track in health, learning and psychosocial well-being, by sex - Global **N**
- 4.2.2. Participation rate in organized learning (one year before the official primary entry age), by sex - Global **N**



SUSTAINABLE DEVELOPMENT GOALS



Bulk Export



Assort by:

 National and state disaggregation

 State and municipality disaggregation

Selected indicators

Elements to be exported:

 Indicator

 Metadata

 Historical series

 Data for calculations

State:

Aguascalientes

Exporting format:

 CSV

 XLS


1. End poverty in all its forms everywhere

Target By 2030, eradicate extreme poverty for all people everywhere, currently measured as people living on less than \$1.25 a day

 1.1.

1.1.1. Proportion of population below the international poverty line, by sex, age, employment status and geographical location (urban/rural) - Global **NE**

 1.2.

Target By 2030, reduce at least by half the proportion of men, women and children of all ages living in poverty in all its dimensions according to national definitions

 1.2.1.

1.2.1. Proportion of population living below the national poverty line, by sex and age - Global **N**

 1.2.2.

1.2.2. Proportion of men, women and children of all ages living in poverty in all its dimensions according to national definitions - Global **N**

[See more](#)

2. End hunger, achieve food security and improved nutrition and promote sustainable agriculture

Target By 2030, end hunger and ensure access by all people, in particular the poor and people in vulnerable situations, including infants, to safe, nutritious and sufficient food all year round

 2.1.

2.1.1. Prevalence of undernourishment - Global **N**

 2.1.2.

2.1.2. Prevalence of moderate or severe food insecurity in the population, based on the Food Insecurity Experience Scale (FIES) - Global **N**

 2.2.

Target By 2030, end all forms of malnutrition, including achieving, by 2025, the internationally agreed targets on stunting and wasting in children under 5 years of age, and address the nutritional needs of adolescent girls, pregnant and lactating women and older persons

 2.2.1

2.2.1. Prevalence of stunting (height for age <2 standard deviation from the median of the World Health Organization (WHO) Child Growth Standards) among children under 5 years of age - Global **N**

[See more](#)

3. Ensure healthy lives and promote well-being for all at all ages

Target By 2030, reduce the global maternal mortality ratio to less than 70 per 100,000 live births

 3.1.

3.1.1. Maternal mortality ratio - Global **NE**

 3.1.2.

3.1.2. Proportion of births attended by skilled health personnel - Global **NE**

 3.2.

Target By 2030, end preventable deaths of newborns and children under 5 years of age, with all countries aiming to reduce neonatal mortality to at least as low as 12 per 1,000 live births and under-5 mortality to at least as low as 25 per 1,000 live births

 3.2.1.

3.2.1. Under-five mortality rate - Global **NE**

[See more](#)

4. Ensure inclusive and quality education for all and promote lifelong learning

Target By 2030, ensure that all girls and boys complete free, equitable and quality primary and secondary education leading to relevant and effective learning outcomes

 4.1

4.1.1. Proportion of children and young people: (a) in grades 2/3; (b) at the end of primary; and (c) at the end of lower secondary achieving at least a minimum proficiency level in (i) reading and (ii) mathematics, by sex - Global **N**

 4.2.

Target By 2030, ensure that all girls and boys have access to quality early childhood development, care and pre-primary education so that they are ready for primary education

 4.2.1.

4.2.1. Proportion of children under 5 years of age who are developmentally on track in health, learning and psychosocial well-being, by sex - Global **N**

 4.2.2.

4.2.2. Participation rate in organized learning (one year before the official primary entry age), by sex - Global **N**

SUSTAINABLE DEVELOPMENT GOALS

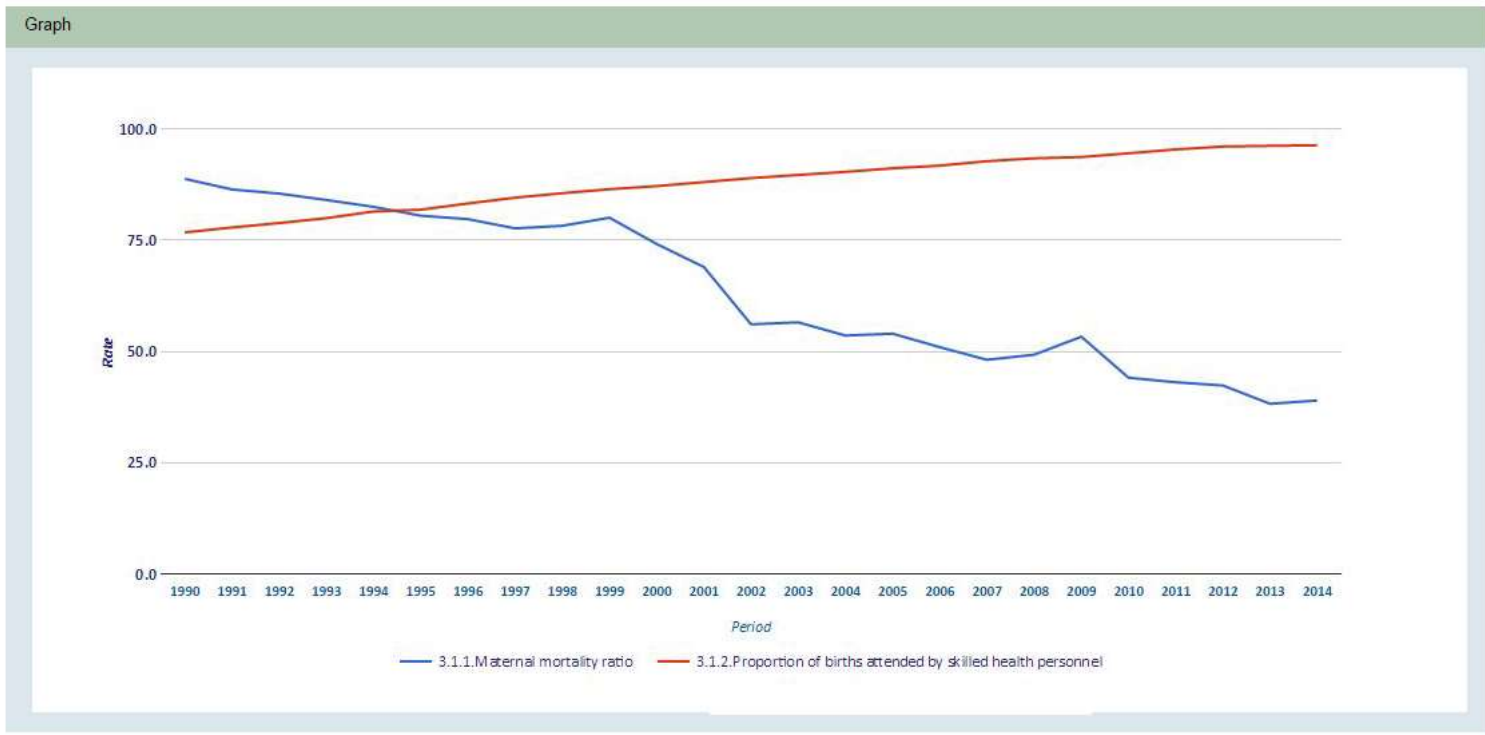


Compare



3. Ensure healthy lives and promote well-being for all at all ages > 3.1 By 2030, reduce the global maternal mortality ratio to less than 70 per 100,000 live births
3.1.1. Maternal mortality ratio - 3.1.2. Proportion of births attended by skilled health personnel

Preliminary



EXPLORE
The indicators

COMPARE
The relationship between indicators



SUSTAINABLE DEVELOPMENT GOALS



Compare

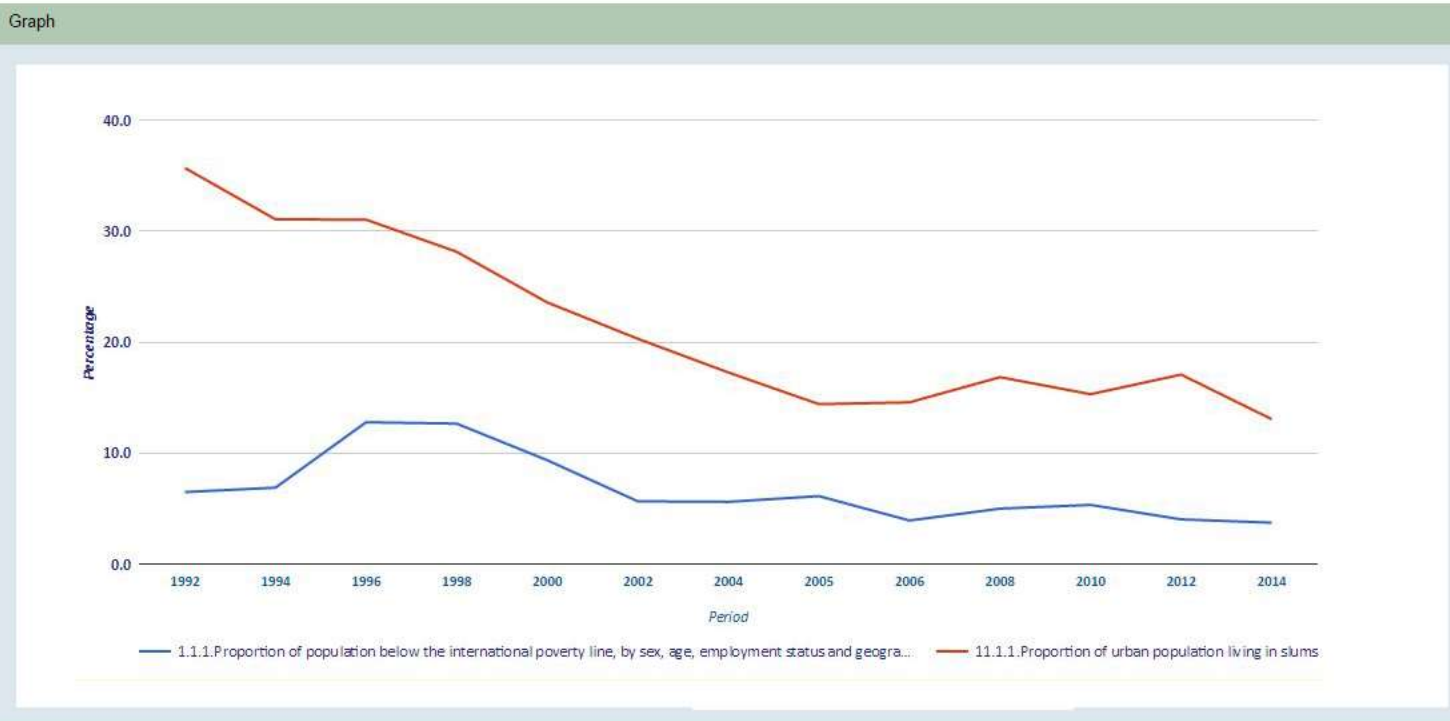


1. End poverty in all its forms everywhere > Target 1.1. By 2030, eradicate extreme poverty for all people everywhere, currently measured as people living on less than \$1.25 a day

1.1.1. Proportion of population below the international poverty line, by sex, age, employment status and geographical location (urban/rural)

11. Make cities inclusive, safe, resilient and sustainable > Target 11.1. By 2030, ensure access for all to adequate, safe and affordable housing and basic services and upgrade slums

11.1.1. Proportion of urban population living in slums



Preliminary

EXPLORE
The indicators

COMPARE
The relationship between indicators

